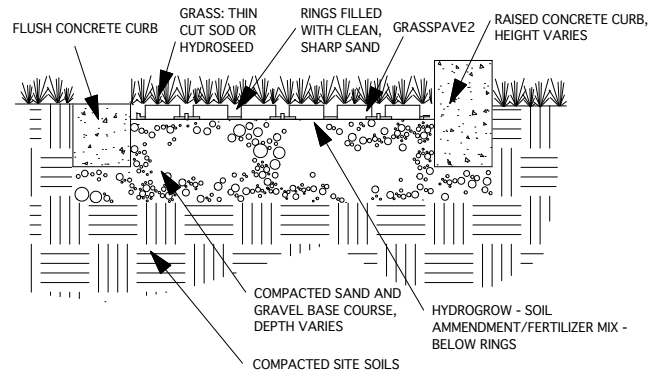
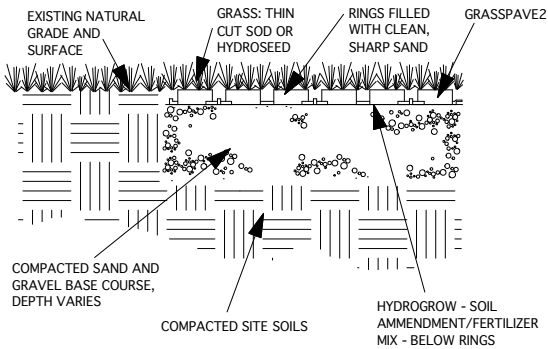


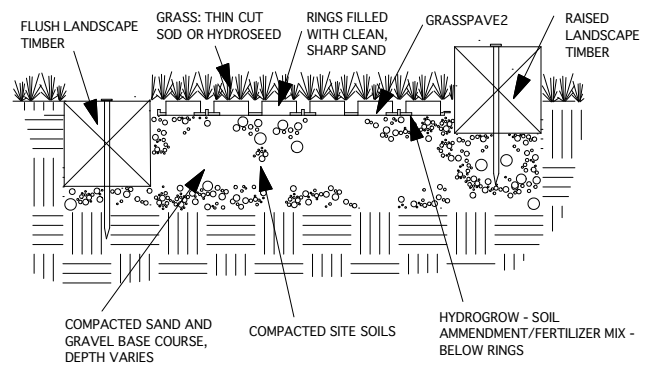
FLUSH BRICK PAVER EDGING



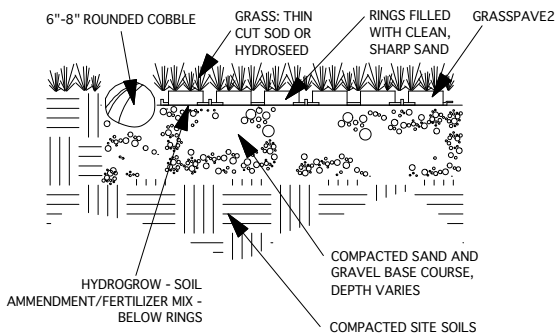
CONCRETE CURB EDGING



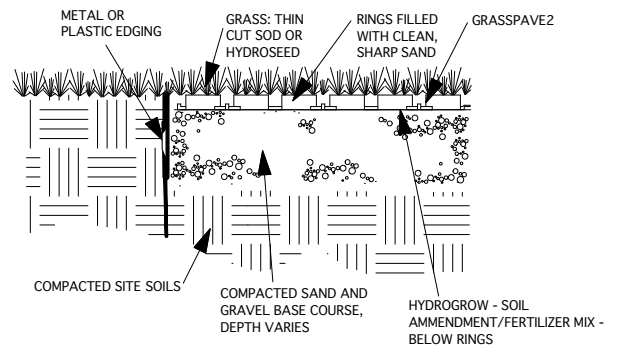
FLUSH, NATURAL (EXISTING) EDGING



LANDSCAPE TIMBER EDGING



COBBLESTONE EDGING



METAL OR PLASTIC EDGING

Grasspave2 Permeable/Porous Paver Edging Detail

1
10F1

NOT TO SCALE

Use this detail for edging Grasspave2 areas



Invisible Structures, Inc.

GP2EDGING11.dwg

1600 Jackson Street, Suite 310

Golden, CO 80401

800-233-1510 OR 303-373-1234

FAX: 303-373-1223

www.invisiblestructures.com

04/11