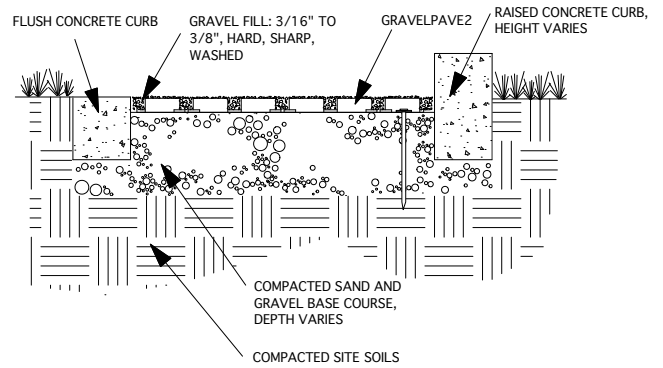
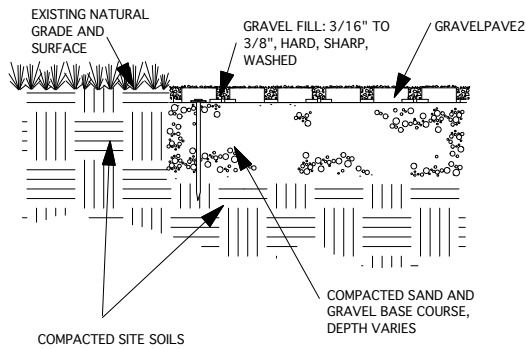


FLUSH BRICK PAVER EDGING

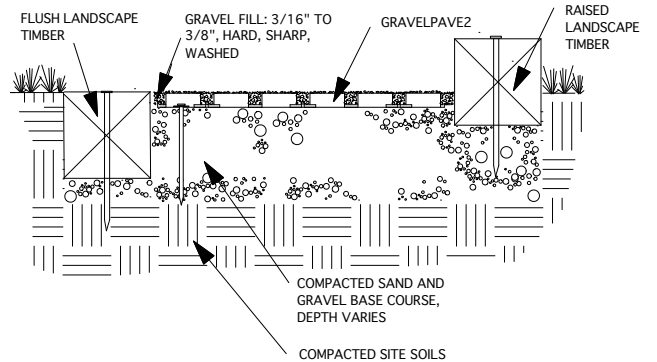


CONCRETE CURB EDGING

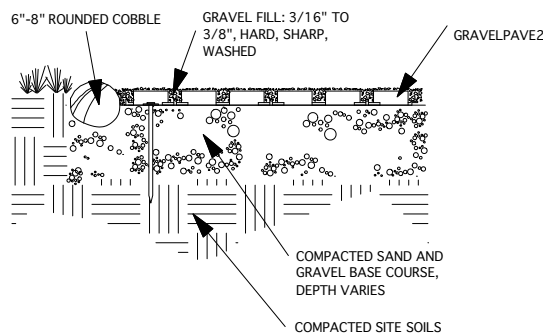


FLUSH, NATURAL (EXISTING) EDGING

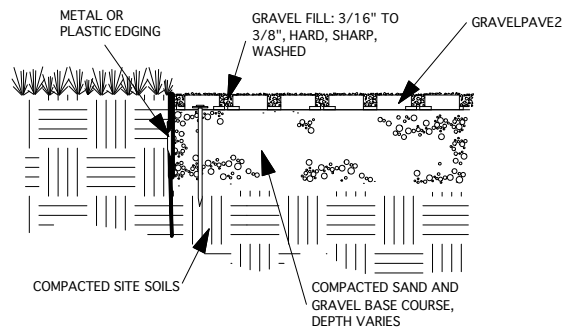
NOTE: VEGETATION MAY CREEP ONTO GRAVELPAVE2 SYSTEM



LANDSCAPE TIMBER EDGING



COBBLESTONE EDGING



METAL OR PLASTIC EDGING

Gravelpave2 Porous/Permeable Paving Edging Details

1

10F1

NOT TO SCALE

Use this detail for edging Grasspave2 areas



Invisible Structures, Inc.

GV2EDGING1 1.dwg

1600 Jackson Street, Suite 310
Golden, CO 80401

800-233-1510 OR 303-373-1234

FAX: 303-373-1223

www.invisiblestructures.com

04/11